


2013 Tour de Gruene Team Time Trial Men Results by DIVISION

SILVER star awarded if within 1% of estimated mph; GOLD star awarded if 100%!!


One Sand bag for the first 10% over your estimated mph + additional bag for each addtl 5%. Please don't be offended if you receive sandbags - once you have raced a few years you will get closer and closer to that gold star, and be more accurate at time of registration which increases our safety and results in more even divisions.

| NAMES | DIVISION | ELSPD TIME | Est. Avg MPH | RACE MPH | PCT MPH | |
|-------------------------------------|----------------------------|---------------|--------------------|-------------|------------|---|
| Randy Mckane & Walter Geisberg | .14 TTT MEN MERCKX 140+ | 1:27:16 | 15.5 | 18.8 | 121% |  |
| Bruce Allen Wencel & Bruce E Wencel | .14 TTT MEN MERCKX 140+ | 1:42:19 | 18.1 | 16.0 | 88% | |
| | | | | | | |
| Bryan Baker & Bill Curtin | .15 TTT MEN MERCKX 110-139 | 1:19:47 | 21.0 | 20.5 | 98% | |
| Mark Santa Maria & Doug Laguarda | .15 TTT MEN MERCKX 110-139 | 1:22:15 | 19.0 | 19.9 | 105% | |
| Richard Mason & Joseph Ferguson | .15 TTT MEN MERCKX 110-139 | 1:24:13 | 18.2 | 19.4 | 107% | |
| Matthew Alexander & Curtis Cryer | .15 TTT MEN MERCKX 110-139 | 1:25:28 | 19.5 | 19.2 | 98% | |
| William Edwards & Michael Sherwood | .15 TTT MEN MERCKX 110-139 | 1:29:19 | 19.5 | 18.3 | 94% | |
| Ken Vandewalle & Kurt Vandewalle | .15 TTT MEN MERCKX 110-139 | 1:49:42 | 16.7 | 14.9 | 89% | |
| | | | | | | |




2013 Tour de Gruene Team Time Trial Men Results by DIVISION

| NAMES | DIVISION | ELSPD TIME | Est. Avg MPH | RACE MPH | PCT MPH | |
|-----------------------------------|----------------------------------|---------------|--------------------|-------------|------------|---|
| Fred Bazaldua & Raymond Davis | .16 TTT MEN MERCKX 99-109 u21mph | 1:23:26 | 20.1 | 19.6 | 98% | |
| Naji Kayruz & John Parsi | .16 TTT MEN MERCKX 99-109 u21mph | 1:23:57 | 20.0 | 19.5 | 98% | |
| Scott Starkey & Mark Coltharp | .16 TTT MEN MERCKX 99-109 u21mph | 1:24:13 | 19.0 | 19.4 | 102% | |
| Robert Willcox & Don Macneil | .16 TTT MEN MERCKX 99-109 u21mph | 1:25:10 | 19.0 | 19.2 | 101% | ★ |
| Gary Bower & Jeff Bradley | .16 TTT MEN MERCKX 99-109 u21mph | 1:27:58 | 18.5 | 18.6 | 101% | ★ |
| Frank Varela & Don Strong | .16 TTT MEN MERCKX 99-109 u21mph | 1:28:34 | 17.0 | 18.5 | 109% | |
| Bill Harris & Bo Jackson | .16 TTT MEN MERCKX 99-109 u21mph | 1:29:48 | 19.0 | 18.2 | 96% | |
| | | | | | | |
| Vernon Mcdonald & Patrick Buckley | .17 TTT MEN MERCKX 99-109 21+mph | 1:14:05 | 22.0 | 22.1 | 101% | ★ |
| Ronald Medlock & Dan Soder | .17 TTT MEN MERCKX 99-109 21+mph | 1:15:06 | 22.0 | 21.8 | 99% | ★ |
| Jeffrey Martin & Lee Keeling | .17 TTT MEN MERCKX 99-109 21+mph | 1:15:39 | 22.0 | 21.7 | 98% | |
| Donald Gordon & Mike Buchanan | .17 TTT MEN MERCKX 99-109 21+mph | 1:16:07 | 22.0 | 21.5 | 98% | |
| Marc Miller & Cesar Tomasino | .17 TTT MEN MERCKX 99-109 21+mph | 1:17:22 | 21.3 | 21.2 | 99% | ★ |
| | | | | | | |

2013 Tour de Gruene Team Time Trial Men Results by DIVISION

| NAMES | DIVISION | ELSPD TIME | Est. Avg MPH | RACE MPH | PCT MPH | |
|-------------------------------------|-----------------------------------|---------------|--------------------|-------------|------------|---|
| Pete Aversa & Jeff Noon | .18 TTT MEN MERCKX 90-99 17-21mph | 1:16:07 | 21.0 | 21.5 | 102% | |
| Sean Breen & Todd Church | .18 TTT MEN MERCKX 90-99 17-21mph | 1:16:25 | 21.0 | 21.4 | 102% | |
| Alberto Sierra & Javier Martinez | .18 TTT MEN MERCKX 90-99 17-21mph | 1:17:11 | 20.0 | 21.2 | 106% | |
| Tom Giesberg & Nosh Mody | .18 TTT MEN MERCKX 90-99 17-21mph | 1:26:17 | 17.5 | 19.0 | 108% | |
| Kenneth Robillard & Paul Burnsvold | .18 TTT MEN MERCKX 90-99 17-21mph | 1:26:22 | 21.0 | 19.0 | 90% | |
| Jim Gilman & Thomas Gwosdz | .18 TTT MEN MERCKX 90-99 17-21mph | 1:26:32 | 20.5 | 18.9 | 92% | |
| Mark Bird & Sean Strong | .18 TTT MEN MERCKX 90-99 17-21mph | 1:30:58 | 18.5 | 18.0 | 97% | |
| Steve Seabourn & Josh Seabourn | .18 TTT MEN MERCKX 90-99 17-21mph | 1:35:44 | 21.0 | 17.1 | 81% | |
| | | | | | | |
| Clay Whitney & Tim Metcalf | .19 TTT MEN MERCKX 90-99 21+mph | 1:13:13 | 21.5 | 22.4 | 104% | |
| John Sanchez & Paul Perrone | .19 TTT MEN MERCKX 90-99 21+mph | 1:14:42 | 23.0 | 21.9 | 95% | |
| Christopher Caputo & Peter Stankard | .19 TTT MEN MERCKX 90-99 21+mph | 1:15:58 | 21.5 | 21.6 | 100% | <div style="border: 1px solid black; display: inline-block; padding: 2px;">Your Team Rocks!</div>  |
| Steve Eller & Chuck Mcvey | .19 TTT MEN MERCKX 90-99 21+mph | 1:20:15 | 22.0 | 20.4 | 93% | |
| David Klenk & James Earlandson | .19 TTT MEN MERCKX 90-99 21+mph | 1:22:16 | 22.5 | 19.9 | 88% | |
| Mike Reed & Steve Goulet | .19 TTT MEN MERCKX 90-99 21+mph | 1:22:59 | 23.7 | 19.7 | 83% | |
| Lynn Pulliam & David Vincent | .19 TTT MEN MERCKX 90-99 21+mph | 1:33:26 | 21.5 | 17.5 | 82% | |


2013 Tour de Gruene Team Time Trial Men Results by DIVISION

| NAMES | DIVISION | ELSPD TIME | Est. Avg MPH | RACE MPH | PCT MPH | |
|----------------------------------|---------------------------------|------------|--------------|----------|---------|--|
| Steve Wiggins & Mike Shaddock | .20 TTT MEN MERCKX 80-89 | 1:16:04 | 21.1 | 21.5 | 102% | |
| William Porr & Matthew Janzow | .20 TTT MEN MERCKX 80-89 | 1:18:00 | 23.0 | 21.0 | 91% | |
| James Tapley & Jesse Tapley | .20 TTT MEN MERCKX 80-89 | 1:24:56 | 19.3 | 19.3 | 100% | Your Team Rocks!  |
| Greg Bauer & David Barron | .20 TTT MEN MERCKX 80-89 | 1:25:30 | 22.0 | 19.2 | 87% | |
| Gerardo Gomez & Jon Roberts | .20 TTT MEN MERCKX 80-89 | 1:36:57 | 14.0 | 16.9 | 121% |  |
| Scott Reinecke & David Valeriano | .20 TTT MEN MERCKX 80-89 | 1:53:08 | 17.0 | 14.5 | 85% | |
| | | | | | | |
| Jose Munoz & Oscar Urdiales | .21 TTT MEN MERCKX 70-79 U21mph | 1:26:37 | 18.0 | 18.9 | 105% | |
| Michael Tenney & Patrick Quinn | .21 TTT MEN MERCKX 70-79 U21mph | 1:28:34 | 20.5 | 18.5 | 90% | |
| Donald Gwartney & Leandro Garcia | .21 TTT MEN MERCKX 70-79 U21mph | 1:29:31 | 16.5 | 18.3 | 111% |  |
| Jon Petrucelli & Andrew Zoppo | .21 TTT MEN MERCKX 70-79 U21mph | 1:34:11 | 19.5 | 17.4 | 89% | |
| Jeff Mcconnell & Stephen Hartman | .21 TTT MEN MERCKX 70-79 U21mph | 1:38:40 | 16.0 | 16.6 | 104% | |
| Jerry Scott & Jordan Scott | .21 TTT MEN MERCKX 70-79 U21mph | 1:43:48 | 19.5 | 15.8 | 81% | |
| | | | | | | |





2013 Tour de Gruene Team Time Trial Men Results by DIVISION

| NAMES | DIVISION | ELSPD TIME | Est. Avg MPH | RACE MPH | PCT MPH | |
|---|------------------------------|------------|--------------|----------|---------|-----|
| Don Notgrass & Jason Roberts | .22 TTT MEN MERCKX 70-79 21+ | 1:11:36 | 21.5 | 22.9 | 106% | |
| John Yoder & Andrew Yoder | .22 TTT MEN MERCKX 70-79 21+ | 1:11:44 | 21.5 | 22.8 | 106% | |
| Enrique Varela & Mathias Ihlenfeld | .22 TTT MEN MERCKX 70-79 21+ | 1:12:35 | 24.0 | 22.6 | 94% | |
| Christopher Howard & Robert Parker | .22 TTT MEN MERCKX 70-79 21+ | 1:16:05 | 22.0 | 21.5 | 98% | |
| Ryan Roecker & Augusto Garcia-Hernandez | .22 TTT MEN MERCKX 70-79 21+ | 1:16:08 | 22.1 | 21.5 | 97% | |
| Kyle Olson & Jayme Brown | .23 TTT MEN MERCKX 40-69 | 1:14:07 | 21.0 | 22.1 | 105% | |
| Blake Russell & Carlos Lotfipour | .23 TTT MEN MERCKX 40-69 | 1:19:09 | 22.0 | 20.7 | 94% | |
| Hayden Hyde & Carter Llewellyn | .23 TTT MEN MERCKX 40-69 | 1:22:27 | 19.0 | 19.9 | 105% | |
| Jared Reynolds & Jonathan Harmon | .23 TTT MEN MERCKX 40-69 | 1:29:06 | 23.0 | 18.4 | 80% | |
| Thomas Lawlor & Jarrett Lawlor | .23 TTT MEN MERCKX 40-69 | 1:29:19 | 20.0 | 18.3 | 92% | |
| John Thorne-Thomsen & Jason Barber | .23 TTT MEN MERCKX 40-69 | 1:29:50 | 18.0 | 18.2 | 101% | ★ |
| James Rangel & Francisco Velazquez | .23 TTT MEN MERCKX 40-69 | 1:32:43 | 14.5 | 17.7 | 122% | 🐔🐔🐔 |
| | | | | | | |





2013 Tour de Gruene Team Time Trial Men Results by DIVISION

| NAMES | DIVISION | ELSPD TIME | Est. Avg MPH | RACE MPH | PCT MPH | |
|------------------------------------|--------------------------|---------------|--------------------|-------------|------------|---|
| Orb Greenwald & Darryl Cuda | .24 TTT MEN AERO 120-129 | 1:14:07 | 21.2 | 22.1 | 104% | |
| Mario Valaperta & Steve Schoger | .24 TTT MEN AERO 120-129 | 1:16:41 | 22.5 | 21.4 | 95% | |
| Gary Ferguson & Bill Burke | .24 TTT MEN AERO 120-129 | 1:20:09 | 21.0 | 20.4 | 97% | |
| John Hoffner & John Howell | .24 TTT MEN AERO 120-129 | 1:27:50 | 20.0 | 18.6 | 93% | |
| David Fluchel & Joe Vanarsdall | .24 TTT MEN AERO 120-129 | 1:27:54 | 21.8 | 18.6 | 85% | |
| David Stephenson & Terry Lindemann | .24 TTT MEN AERO 120-129 | 1:31:26 | 19.0 | 17.9 | 94% | |
| Stuart Hall & Jay Prestipino | .25 TTT MEN AERO 110-119 | 1:10:17 | 23.0 | 23.3 | 101% |  |
| David Bertsch & Robert Dickerson | .25 TTT MEN AERO 110-119 | 1:10:58 | 21.5 | 23.1 | 107% | |
| David Gill & Steve Bigby | .25 TTT MEN AERO 110-119 | 1:16:57 | 21.7 | 21.3 | 98% | |
| George Dias & Tom Sulak | .25 TTT MEN AERO 110-119 | 1:17:04 | 24.0 | 21.3 | 89% | |
| David Harris & Pierre Filardi | .25 TTT MEN AERO 110-119 | 1:17:14 | 20.0 | 21.2 | 106% | |
| Charles Delacey & Greg Kenney | .25 TTT MEN AERO 110-119 | 1:20:40 | 21.0 | 20.3 | 97% | |
| Thomas Lago & Greg Koehnle | .25 TTT MEN AERO 110-119 | 1:27:38 | 21.1 | 18.7 | 89% | |
| Val Lincecum & Alan Semple | .25 TTT MEN AERO 110-119 | 1:30:21 | 23.0 | 18.1 | 79% | |

2013 Tour de Gruene Team Time Trial Men Results by DIVISION

| NAMES | DIVISION | ELSPD TIME | Est. Avg MPH | RACE MPH | PCT MPH | |
|------------------------------------|---------------------------------|------------|--------------|----------|---------|---|
| Robb Nixon & Jim Thor | .26 TTT MEN AERO 100-109 u21mph | 1:18:02 | 20.1 | 21.0 | 104% | |
| Keller Matthews & Kevin Huddleston | .26 TTT MEN AERO 100-109 u21mph | 1:20:12 | 19.0 | 20.4 | 107% | |
| Rex Boyland & Pat Pattillo | .26 TTT MEN AERO 100-109 u21mph | 1:26:06 | 19.5 | 19.0 | 98% | |
| James Woolley & Kurt Arnst | .26 TTT MEN AERO 100-109 u21mph | 1:36:25 | 19.0 | 17.0 | 89% | |
| James Caldwell & Mike Valdez | .26 TTT MEN AERO 100-109 u21mph | 1:41:31 | 14.2 | 16.1 | 114% |  |
| Brian Young & Nick Milnor | .27 TTT MEN AERO 100-109 21mph | 1:11:46 | 21.4 | 22.8 | 107% | |
| Ramsey Foster & Alan Hays | .27 TTT MEN AERO 100-109 21mph | 1:13:22 | 21.7 | 22.3 | 103% | |
| Oscar Zavala & Glenn Romero | .27 TTT MEN AERO 100-109 21mph | 1:15:36 | 21.5 | 21.7 | 101% |  |
| Jerry Hanke & Peter McGregor | .27 TTT MEN AERO 100-109 21mph | 1:16:00 | 21.5 | 21.6 | 100% | <u>Your Team Rocks!</u>  |
| Lynn Wyatt & Michael Petterson | .27 TTT MEN AERO 100-109 21mph | 1:16:24 | 21.5 | 21.4 | 100% | <u>Your Team Rocks!</u>  |
| Ben Groenewald & Steve Grendel | .27 TTT MEN AERO 100-109 21mph | 1:19:33 | 21.5 | 20.6 | 96% | |
| Arthur Carr & Carl Popelar | .27 TTT MEN AERO 100-109 21mph | 1:21:29 | 21.5 | 20.1 | 93% | |
| | | | | | | |

2013 Tour de Gruene Team Time Trial Men Results by DIVISION

| NAMES | DIVISION | ELSPD TIME | Est. Avg MPH | RACE MPH | PCT MPH | |
|-------------------------------------|---------------------------------|------------|--------------|----------|---------|---|
| Ricardo Rodriguez & Dirk Martin | .28 TTT MEN AERO 100-109 22+mph | 1:06:53 | 25.2 | 24.5 | 97% | |
| Geoff Maguire & Scot Pemberton | .28 TTT MEN AERO 100-109 22+mph | 1:09:09 | 24.0 | 23.7 | 99% |  |
| Kenneth Hubacher & Dave Lewis | .28 TTT MEN AERO 100-109 22+mph | 1:11:17 | 23.0 | 23.0 | 100% | <div style="border: 1px solid black; padding: 2px; display: inline-block;">Your Team Rocks!</div>  |
| Weston Giunta & Eric Landry | .28 TTT MEN AERO 100-109 22+mph | 1:12:39 | 22.5 | 22.5 | 100% | <div style="border: 1px solid black; padding: 2px; display: inline-block;">Your Team Rocks!</div>  |
| Mark Griffin & Mark Tussing | .28 TTT MEN AERO 100-109 22+mph | 1:19:30 | 22.0 | 20.6 | 94% | |
| Greg Kagay & Philippe Ayala | .29 TTT MEN AERO 90-99 19-23mph | 1:12:33 | 23.0 | 22.6 | 98% | |
| Santiago Restrepo & Juan Posada | .29 TTT MEN AERO 90-99 19-23mph | 1:12:50 | 22.0 | 22.5 | 102% | |
| Mike Mitcham & Billy Wilson | .29 TTT MEN AERO 90-99 19-23mph | 1:13:51 | 22.0 | 22.2 | 101% |  |
| Clark Shaffer & David Bosada | .29 TTT MEN AERO 90-99 19-23mph | 1:17:14 | 23.0 | 21.2 | 92% | |
| Eric Fontenot & Kenneth Ottenwalder | .29 TTT MEN AERO 90-99 19-23mph | 1:18:08 | 21.5 | 21.0 | 98% | |
| Bob Francisco & David Monroe | .29 TTT MEN AERO 90-99 19-23mph | 1:21:39 | 19.0 | 20.1 | 106% | |
| Jim Walters & Adam Wilkins | .29 TTT MEN AERO 90-99 19-23mph | 1:23:39 | 20.5 | 19.6 | 96% | |
| Gerardo Lebron & Bob Brinkmann | .29 TTT MEN AERO 90-99 19-23mph | 1:32:13 | 20.5 | 17.8 | 87% | |
| | | | | | | |





2013 Tour de Gruene Team Time Trial Men Results by DIVISION

| NAMES | DIVISION | ELSPD TIME | Est. Avg MPH | RACE MPH | PCT MPH | |
|-------------------------------|----------------------------|------------|--------------|----------|---------|---|
| Charles Dixon & Cord Offerman | .30 TTT MEN AERO 90-99 23+ | 0:59:33 | 27.0 | 27.5 | 102% | |
| Steve Waters & Edwin Braun | .30 TTT MEN AERO 90-99 23+ | 1:04:42 | 25.0 | 25.3 | 101% | ★ |
| Jeff Grant & Steve Quick | .30 TTT MEN AERO 90-99 23+ | 1:04:44 | 25.5 | 25.3 | 99% | ★ |
| Eric Olson & Casey Gourley | .30 TTT MEN AERO 90-99 23+ | 1:07:31 | 23.9 | 24.3 | 102% | |
| Mike Adams & Cole Adams | .30 TTT MEN AERO 90-99 23+ | 1:07:52 | 24.4 | 24.1 | 99% | ★ |
| Jack Ishihara & Dave Bernacki | .30 TTT MEN AERO 90-99 23+ | 1:10:12 | 24.0 | 23.3 | 97% | |
| Raul Torres & Luis Coo | .30 TTT MEN AERO 90-99 23+ | 1:10:31 | 23.9 | 23.2 | 97% | |
| Steve Takamatsu & Chad Lerma | .30 TTT MEN AERO 90-99 23+ | 1:11:50 | 24.0 | 22.8 | 95% | |
| | | | | | | |



2013 Tour de Gruene Team Time Trial Men Results by DIVISION

| NAMES | DIVISION | ELSPD TIME | Est. Avg MPH | RACE MPH | PCT MPH | |
|------------------------------------|---------------------------------|------------|--------------|----------|---------|--------------------|
| Keith Albright & Darren Kruse | .31 TTT MEN AERO 80-89 u22mph | 1:13:22 | 21.7 | 22.3 | 103% | |
| Lance Gay & Glen Dyson | .31 TTT MEN AERO 80-89 u22mph | 1:14:09 | 21.9 | 22.1 | 101% | ★ |
| Jim Pierce & Jake Lanoux | .31 TTT MEN AERO 80-89 u22mph | 1:15:57 | 21.5 | 21.6 | 100% | Your Team Rocks! ★ |
| Luis Angel & Steve Bourdon | .31 TTT MEN AERO 80-89 u22mph | 1:16:51 | 21.5 | 21.3 | 99% | ★ |
| David Rejino & Jorge Ramirez | .31 TTT MEN AERO 80-89 u22mph | 1:18:01 | 21.1 | 21.0 | 100% | Your Team Rocks! ★ |
| Andrew Phillips & Edgar Saenz | .31 TTT MEN AERO 80-89 u22mph | 1:33:29 | 20.0 | 17.5 | 88% | |
| Lucas Jacomides & Ernie Bovio | .31 TTT MEN AERO 80-89 u22mph | 1:41:02 | 18.9 | 16.2 | 86% | |
| Steven Farmer & Brandon Moore | .31 TTT MEN AERO 80-89 u22mph | 1:48:59 | 19.0 | 15.0 | 79% | |
| Thomas Cory Young & Kevin Franklin | .32 TTT MEN AERO 80-89 22-23mph | 1:10:39 | 22.0 | 23.2 | 105% | |
| Cesar R Flores & Silverio Gonzalez | .32 TTT MEN AERO 80-89 22-23mph | 1:13:31 | 22.7 | 22.3 | 98% | |
| William Stokes & Bryan Richardson | .32 TTT MEN AERO 80-89 22-23mph | 1:13:42 | 22.5 | 22.2 | 99% | ★ |
| Ryan Mclagan & Lance Herselman | .32 TTT MEN AERO 80-89 22-23mph | 1:14:37 | 22.0 | 22.0 | 100% | Your Team Rocks! ★ |
| | | | | | | |

2013 Tour de Gruene Team Time Trial Men Results by DIVISION

| NAMES | DIVISION | ELSPD TIME | Est. Avg MPH | RACE MPH | PCT MPH | |
|---------------------------------------|-------------------------------|------------|--------------|----------|---------|---|
| John Powell & Joseph Lao | .35 TTT MEN AERO 70-79 u23mph | 1:10:51 | 22.0 | 23.1 | 105% | |
| John Evans & Zac Evans | .35 TTT MEN AERO 70-79 u23mph | 1:13:37 | 22.2 | 22.3 | 100% | <u>Your Team Rocks!</u>  |
| Fermin Flores & Homero Vasquez | .35 TTT MEN AERO 70-79 u23mph | 1:20:40 | 19.5 | 20.3 | 104% | |
| Marc Gonzales & Juan Hernandez | .35 TTT MEN AERO 70-79 u23mph | 1:23:37 | 20.5 | 19.6 | 96% | |
| Jeff Bullard & Forest Streeter | .35 TTT MEN AERO 70-79 u23mph | 1:25:30 | 22.5 | 19.2 | 85% | |
| Carlos Ruiz & Bernie Chapa | .35 TTT MEN AERO 70-79 u23mph | 1:26:04 | 21.0 | 19.0 | 91% | |
| Kevin Livingston & Brant Speed | .36 TTT MEN AERO 70-79 23+mph | 1:00:25 | 27.5 | 27.1 | 99% |  |
| Chris Lutz & Brandon Zeeff | .36 TTT MEN AERO 70-79 23+mph | 1:05:09 | 26.4 | 25.1 | 95% | |
| Jose Gonzalez & Ian Amuan | .36 TTT MEN AERO 70-79 23+mph | 1:08:50 | 23.8 | 23.8 | 100% | <u>Your Team Rocks!</u>  |
| Shaun Moffett & Thomas Torress | .36 TTT MEN AERO 70-79 23+mph | 1:09:30 | 23.9 | 23.6 | 99% |  |
| Dave McLaughlin & David Knight | .36 TTT MEN AERO 70-79 23+mph | 1:10:04 | 24.0 | 23.4 | 97% | |
| Even Gonzalez Longoria & Sergio Armas | .36 TTT MEN AERO 70-79 23+mph | 1:13:17 | 23.9 | 22.4 | 94% | |
| | | | | | | |

2013 Tour de Gruene Team Time Trial Men Results by DIVISION

| NAMES | DIVISION | ELSPD TIME | Est. Avg MPH | RACE MPH | PCT MPH | |
|------------------------------------|-------------------------------|------------|--------------|----------|---------|--|
| Carlo Villarreal & Noah Williams | .37 TTT MEN AERO 30-49 | 1:01:28 | 26.7 | 26.6 | 100% | Your Team Rocks!  |
| Chris Marvin & Billy Flores | .38 TTT MEN AERO 50-69 U25mph | 1:06:00 | 24.0 | 24.8 | 103% | |
| Todd Mitchell & Chris Sims | .38 TTT MEN AERO 50-69 U25mph | 1:09:58 | 23.5 | 23.4 | 100% | Your Team Rocks!  |
| Donald Bergman & Bryce Billing | .38 TTT MEN AERO 50-69 U25mph | 1:11:36 | 24.4 | 22.9 | 94% | |
| Daniel Gonzalez & Antonio Gonzalez | .38 TTT MEN AERO 50-69 U25mph | 1:17:57 | 20.0 | 21.0 | 105% | |
| Joe Vandzura & Joey Van Dzura | .38 TTT MEN AERO 50-69 U25mph | 1:53:27 | 16.0 | 14.4 | 90% | |
| Joseph Garcia & Colt Trant | .39 TTT MEN AERO 50-69 25+mph | 1:01:12 | 28.0 | 26.8 | 96% | |
| Jason Bentley & Michael Pincus | .39 TTT MEN AERO 50-69 25+mph | 1:03:07 | 27.1 | 26.0 | 96% | |
| Andy Twellman & Anthony Winn | .39 TTT MEN AERO 50-69 25+mph | 1:07:00 | 25.0 | 24.4 | 98% | |
| Jerry Dusterhoff & Dean Wilkinson | .41 TTT MEN AERO 140-149 | 1:25:24 | 19.5 | 19.2 | 98% | |
| Gerry King & Stanton Truxillo | .41 TTT MEN AERO 140-149 | 1:27:10 | 20.4 | 18.8 | 92% | |
| | | | | | | |

