



2013 Individual Time Trial Men by DIVISION

| NAME | 2013 TdG Individual TT Divisions | ELSPD TIME | EST MPH | RACE MPH | PCT MPH | Precision Timing (or not) |
|-------------------------------------------------------------------------------------------------------------------------------------------------------------------------------------------------------------------------------------------------------------------------------------------------------------------------------------------------------------------------------------------------------------------------------------------------------------------------------------------------------------|----------------------------------|------------|---------|----------|---------|---------------------------|
| <p>SILVER star awarded if within 1% of estimated mph; GOLD star if 100%!! One Sand bag for the first 10% under your estimated mph + an additional bag for every addtl 5%. Please don't be offended if you receive sandbags - once you have raced a few years you will get closer and closer to that gold star (and enter the correct mph at registration - all in fun - but we stress accuracy at time of reg to assure safe & evenly matched divisions)-no sandbags for over est mph</p> | | | | | | |
| Walter Matich | .11 ITT MEN MERCKX 70-74 | 1:25:50 | 15.3 | 12.8 | 84% | |
| Glenn Weichert | .12 ITT MEN MERCKX 65-69 | 0:58:31 | 18.0 | 18.8 | 104% | |
| Gary Drapal | .12 ITT MEN MERCKX 65-69 | 1:04:15 | 16.7 | 17.1 | 102% | |
| Artie Mathis | .12 ITT MEN MERCKX 65-69 | 1:35:25 | 14.2 | 11.5 | 81% | |
| Don Ford | .13 ITT MEN MERCKX 60-64 | 1:01:14 | 18.5 | 17.9 | 97% | |
| Peter McMahon | .13 ITT MEN MERCKX 60-64 | 1:03:03 | 18.4 | 17.4 | 95% | |
| Gary Gray | .13 ITT MEN MERCKX 60-64 | 1:06:10 | 16.8 | 16.6 | 99% | ★ |
| | | | | | | |

2013 Individual Time Trial Men by DIVISION

| NAME | 2013 TdG Individual TT Divisions | ELSPD TIME | EST MPH | RACE MPH | PCT MPH | Precision Timing (or not) |
|------------------|----------------------------------|------------|---------|----------|---------|---------------------------|
| Carey Jung | .14 ITT MEN MERCKX 55-59 | 0:52:14 | 23.5 | 21.0 | 89% | |
| Donald Gemela | .14 ITT MEN MERCKX 55-59 | 0:55:35 | 20.0 | 19.8 | 99% | ★ |
| Keith Zimmermann | .14 ITT MEN MERCKX 55-59 | 1:02:52 | 17.8 | 17.5 | 98% | |
| Steve Katz | .14 ITT MEN MERCKX 55-59 | 1:08:49 | 14.2 | 16.0 | 112% | 👛 |
| John Mize | .14 ITT MEN MERCKX 55-59 | 1:08:54 | 16.0 | 15.9 | 100% | ★ YOU ROCK JOHN!! |
| Kurt Schriefer | .14 ITT MEN MERCKX 55-59 | 1:15:32 | 16.0 | 14.5 | 91% | |
| | | | | | | |
| Vernon McDonald | .15 ITT MEN MERCKX 50-54 19+mph | 0:50:57 | 22.0 | 21.6 | 98% | |
| Julio Rosa | .15 ITT MEN MERCKX 50-54 19+mph | 0:57:22 | 19.0 | 19.1 | 101% | ★ |
| Ray Botello | .15 ITT MEN MERCKX 50-54 19+mph | 0:57:45 | 19.1 | 19.0 | 100% | ★ YOU ROCK RAY!! |
| Michael Ames | .15 ITT MEN MERCKX 50-54 19+mph | 1:01:15 | 21.0 | 17.9 | 85% | |
| | | | | | | |

2013 Individual Time Trial Men by DIVISION

| NAME | 2013 TdG Individual TT Divisions | ELSPD TIME | EST MPH | RACE MPH | PCT MPH | Precision Timing (or not) |
|----------------|----------------------------------|------------|---------|----------|---------|------------------------------------------------------------------------------------------------------------------------------------------------------------------|
| Geoff Wool | .16 ITT MEN MERCKX 50-54 U 19mph | 0:55:57 | 18.7 | 19.6 | 105% | |
| Naji Kayruz | .16 ITT MEN MERCKX 50-54 U 19mph | 0:57:13 | 18.5 | 19.2 | 104% | |
| Kevin Jones | .16 ITT MEN MERCKX 50-54 U 19mph | 0:57:16 | 17.5 | 19.2 | 110% |  |
| Brock Curry | .16 ITT MEN MERCKX 50-54 U 19mph | 1:00:43 | 18.0 | 18.1 | 100% |  YOU ROCK BROCK!! |
| Jack Stinnett | .16 ITT MEN MERCKX 50-54 U 19mph | 1:10:19 | 16.2 | 15.6 | 96% | |
| Brian Roth | .16 ITT MEN MERCKX 50-54 U 19mph | 1:23:50 | 16.2 | 13.1 | 81% | |
| | | | | | | |
| Robert Holthus | .17 ITT MEN MERCKX 45-49 | 0:54:38 | 21.0 | 20.1 | 96% | |
| Craig Claassen | .17 ITT MEN MERCKX 45-49 | 0:56:42 | 20.6 | 19.4 | 94% | |
| Fred Bazaldua | .17 ITT MEN MERCKX 45-49 | 0:56:45 | 23.0 | 19.3 | 84% | |
| Gerardo Lebron | .17 ITT MEN MERCKX 45-49 | 1:03:44 | 17.7 | 17.2 | 97% | |
| Dudley Wait | .17 ITT MEN MERCKX 45-49 | 1:05:22 | 16.5 | 16.8 | 102% | |
| | | | | | | |

2013 Individual Time Trial Men by DIVISION

| NAME | 2013 TdG Individual TT Divisions | ELSPD TIME | EST MPH | RACE MPH | PCT MPH | Precision Timing (or not) |
|-------------------|----------------------------------|------------|---------|----------|---------|------------------------------------------------------------------------------------------------------------|
| Tim Metcalf | .18 ITT MEN MERCKX 40-44 | 0:52:21 | 19.5 | 21.0 | 108% | |
| Wade Sparkman | .18 ITT MEN MERCKX 40-44 | 0:53:03 | 19.8 | 20.7 | 105% | |
| Zeke Silva | .18 ITT MEN MERCKX 40-44 | 0:55:35 | 20.1 | 19.8 | 98% | |
| Jeff Twining | .18 ITT MEN MERCKX 40-44 | 0:56:29 | 19.4 | 19.4 | 100% |  <u>YOU ROCK JEFF!!</u> |
| Harry Wallace | .18 ITT MEN MERCKX 40-44 | 0:57:51 | 19.5 | 19.0 | 97% | |
| Eric Lankford | .18 ITT MEN MERCKX 40-44 | 0:59:01 | 18.5 | 18.6 | 101% |  |
| Danny Ortega | .18 ITT MEN MERCKX 40-44 | 1:04:29 | 20.1 | 17.0 | 85% | |
| John Osborn | .18 ITT MEN MERCKX 40-44 | 1:12:57 | 16.0 | 15.1 | 94% | |
| | | | | | | |
| Stefan Rothe | .19 ITT MEN MERCKX 30-39 | 0:43:27 | 25.0 | 25.3 | 101% |  |
| Ricardo Renteria | .19 ITT MEN MERCKX 30-39 | 0:54:11 | 19.5 | 20.3 | 104% | |
| Lucas LaVoy | .19 ITT MEN MERCKX 30-39 | 0:56:36 | 20.0 | 19.4 | 97% | |
| Brent Runnels | .19 ITT MEN MERCKX 30-39 | 1:03:55 | 18.5 | 17.2 | 93% | |
| James Robertson | .19 ITT MEN MERCKX 30-39 | 1:06:44 | 20.7 | 16.5 | 79% | |
| John Niedecken | .19 ITT MEN MERCKX 30-39 | 1:09:45 | 18.5 | 15.7 | 85% | |
| Michael Cosentino | .19 ITT MEN MERCKX 30-39 | 1:15:27 | 15.5 | 14.6 | 94% | |




2013 Individual Time Trial Men by DIVISION

| NAME | 2013 TdG Individual TT Divisions | ELSPD TIME | EST MPH | RACE MPH | PCT MPH | Precision Timing (or not) |
|------------------|----------------------------------|------------|---------|----------|---------|---------------------------|
| Jason Roberts | .20 ITT MEN MERCKX 20-29 | 0:51:29 | 21.0 | 21.3 | 102% | |
| Mike Taylor | .20 ITT MEN MERCKX 20-29 | 0:55:18 | 20.0 | 19.9 | 99% | ★ |
| Evan Schneider | .20 ITT MEN MERCKX 20-29 | 0:55:56 | 18.0 | 19.6 | 109% | |
| | | | | | | |
| Vincent Elequin | .21 ITT MEN AERO 75-79 | 1:13:22 | 16.0 | 15.0 | 94% | |
| | | | | | | |
| Jerry Dusterhoff | .22 ITT MEN AERO 70-74 | 0:55:38 | 19.9 | 19.7 | 99% | ★ |
| Dean Wilkinson | .22 ITT MEN AERO 70-74 | 1:00:37 | 18.0 | 18.1 | 101% | ★ |
| | | | | | | |
| Gary Ferguson | .23 ITT MEN AERO 65-69 | 0:54:14 | 20.1 | 20.2 | 101% | ★ |
| Jack Weiss | .23 ITT MEN AERO 65-69 | 0:54:49 | 21.5 | 20.0 | 93% | |
| | | | | | | |

2013 Individual Time Trial Men by DIVISION

| NAME | 2013 TdG Individual TT Divisions | ELSPD TIME | EST MPH | RACE MPH | PCT MPH | Precision Timing (or not) |
|------------------|----------------------------------|------------|---------|----------|---------|---------------------------|
| Mario Valaperta | .24 ITT MEN AERO 60-64 U21mph | 0:53:44 | 19.8 | 20.4 | 103% | |
| Brad Guilmino | .24 ITT MEN AERO 60-64 U21mph | 0:54:58 | 20.6 | 20.0 | 97% | |
| Bill Burke | .24 ITT MEN AERO 60-64 U21mph | 0:55:58 | 18.8 | 19.6 | 104% | |
| Jim Pierce | .24 ITT MEN AERO 60-64 U21mph | 0:59:40 | 20.9 | 18.4 | 88% | |
| James Caldwell | .24 ITT MEN AERO 60-64 U21mph | 1:07:58 | 16.5 | 16.2 | 98% | |
| Roy Velez | .24 ITT MEN AERO 60-64 U21mph | 1:21:06 | 16.0 | 13.5 | 85% | |
| | | | | | | |
| Leroy LeFlore | .25 ITT MEN AERO 60-64 21+mph | 0:50:00 | 24.5 | 22.0 | 90% | |
| Mark Rau | .25 ITT MEN AERO 60-64 21+mph | 0:53:04 | 21.5 | 20.7 | 96% | |
| Armand Phillippi | .25 ITT MEN AERO 60-64 21+mph | 0:53:35 | 21.5 | 20.5 | 95% | |
| David Gill | .25 ITT MEN AERO 60-64 21+mph | 0:54:07 | 21.0 | 20.3 | 97% | |
| Steve Schoger | .25 ITT MEN AERO 60-64 21+mph | 0:55:15 | 21.8 | 19.9 | 91% | |
| | | | | | | |


2013 Individual Time Trial Men by DIVISION

| NAME | 2013 TdG Individual TT Divisions | ELSPD TIME | EST MPH | RACE MPH | PCT MPH | Precision Timing (or not) |
|-------------------|----------------------------------|------------|---------|----------|---------|------------------------------------------------------------------------------------------------------------|
| Stuart Harbottle | .26 ITT MEN AERO 55-59 U21mph | 0:50:49 | 18.0 | 21.6 | 120% |  |
| Breck Vonder Hoya | .26 ITT MEN AERO 55-59 U21mph | 0:51:57 | 20.0 | 21.1 | 106% | |
| Charles Woolcock | .26 ITT MEN AERO 55-59 U21mph | 0:53:08 | 20.9 | 20.7 | 99% |  |
| Robert Reeve | .26 ITT MEN AERO 55-59 U21mph | 0:58:20 | 20.0 | 18.8 | 94% | |
| Phillip Misek | .26 ITT MEN AERO 55-59 U21mph | 0:59:09 | 20.5 | 18.6 | 91% | |
| Thomas Lago | .26 ITT MEN AERO 55-59 U21mph | 1:02:25 | 19.3 | 17.6 | 91% | |
| | | | | | | |
| Bill Neale | .27 ITT MEN AERO 55-59 21-22mph | 0:50:01 | 22.0 | 22.0 | 100% |  <u>YOU ROCK BILL!!</u> |
| Jay Prestipino | .27 ITT MEN AERO 55-59 21-22mph | 0:50:18 | 22.8 | 21.8 | 96% | |
| Val Lincecum | .27 ITT MEN AERO 55-59 21-22mph | 0:50:44 | 22.6 | 21.6 | 96% | |
| Peter McGregor | .27 ITT MEN AERO 55-59 21-22mph | 0:53:16 | 21.0 | 20.6 | 98% | |
| Steven Bigby | .27 ITT MEN AERO 55-59 21-22mph | 0:54:17 | 21.6 | 20.2 | 94% | |
| Jorge Alvarado | .27 ITT MEN AERO 55-59 21-22mph | 0:54:25 | 21.0 | 20.2 | 96% | |
| Greg Koehnle | .27 ITT MEN AERO 55-59 21-22mph | 0:58:23 | 21.0 | 18.8 | 90% | |
| | | | | | | |


2013 Individual Time Trial Men by DIVISION

| NAME | 2013 TdG Individual TT Divisions | ELSPD TIME | EST MPH | RACE MPH | PCT MPH | Precision Timing (or not) |
|-----------------|----------------------------------|------------|---------|----------|---------|---------------------------|
| Steve Waters | .28 ITT MEN AERO 55-59 23+mph | 0:46:22 | 24.5 | 23.7 | 97% | |
| David Ludwigson | .28 ITT MEN AERO 55-59 23+mph | 0:46:24 | 25.0 | 23.7 | 95% | |
| Clif Cassidy | .28 ITT MEN AERO 55-59 23+mph | 0:46:49 | 24.5 | 23.5 | 96% | |
| David Fluchel | .28 ITT MEN AERO 55-59 23+mph | 0:46:51 | 24.8 | 23.4 | 95% | |
| Stuart Hall | .28 ITT MEN AERO 55-59 23+mph | 0:49:26 | 25.0 | 22.2 | 89% | |
| Dave Bernacki | .28 ITT MEN AERO 55-59 23+mph | 0:49:38 | 24.0 | 22.1 | 92% | |
| George Dias | .28 ITT MEN AERO 55-59 23+mph | 0:50:12 | 24.0 | 21.9 | 91% | |
| Clark Shaffer | .28 ITT MEN AERO 55-59 23+mph | 0:58:42 | 23.0 | 18.7 | 81% | |
| | | | | | | |






2013 Individual Time Trial Men by DIVISION

| NAME | 2013 TdG Individual TT Divisions | ELSPD TIME | EST MPH | RACE MPH | PCT MPH | Precision Timing (or not) |
|-----------------|----------------------------------|------------|---------|----------|---------|-------------------------------------------------------------------------------------------------------------|
| Geoff Maguire | .29 ITT MEN AERO 50-54 U22mph | 0:48:06 | 21.5 | 22.8 | 106% | |
| Jerry Hanke | .29 ITT MEN AERO 50-54 U22mph | 0:52:07 | 21.0 | 21.1 | 100% |  <u>YOU ROCK JERRY!!</u> |
| Jim Walters | .29 ITT MEN AERO 50-54 U22mph | 1:01:05 | 19.2 | 18.0 | 94% | |
| Terry Lindemann | .29 ITT MEN AERO 50-54 U22mph | 1:02:48 | 18.0 | 17.5 | 97% | |
| Philip Mathes | .29 ITT MEN AERO 50-54 U22mph | 1:05:18 | 18.1 | 16.8 | 93% | |
| Kevin Smith | .29 ITT MEN AERO 50-54 U22mph | 1:05:19 | 15.8 | 16.8 | 106% | |
| Ed Teran | .29 ITT MEN AERO 50-54 U22mph | 1:07:24 | 18.5 | 16.3 | 88% | |
| Jeffery Young | .29 ITT MEN AERO 50-54 U22mph | 1:15:04 | 15.5 | 14.6 | 94% | |
| | | | | | | |

2013 Individual Time Trial Men by DIVISION

| NAME | 2013 TdG Individual TT Divisions | ELSPD TIME | EST MPH | RACE MPH | PCT MPH | Precision Timing (or not) |
|------------------|----------------------------------|------------|---------|----------|---------|-------------------------------------------------------------------------------------|
| Dennis Sims | .30 ITT MEN AERO 50-54 22 mph | 0:50:10 | 22.0 | 21.9 | 99% |  |
| Jose Gonzalez | .30 ITT MEN AERO 50-54 22 mph | 0:51:01 | 22.9 | 21.5 | 94% | |
| Joe Sitterly | .30 ITT MEN AERO 50-54 22 mph | 0:52:17 | 22.0 | 21.0 | 95% | |
| John Myhre | .30 ITT MEN AERO 50-54 22 mph | 0:52:37 | 22.0 | 20.9 | 95% | |
| Thomas Torres | .30 ITT MEN AERO 50-54 22 mph | 0:52:47 | 22.9 | 20.8 | 91% | |
| Doug Baysinger | .30 ITT MEN AERO 50-54 22 mph | 0:52:53 | 22.0 | 20.8 | 94% | |
| Gregory Bilhartz | .30 ITT MEN AERO 50-54 22 mph | 0:53:37 | 22.5 | 20.5 | 91% | |
| Joe Carreon | .30 ITT MEN AERO 50-54 22 mph | 0:57:53 | 22.0 | 19.0 | 86% | |
| | | | | | | |
| Scott Munroe | .31 ITT MEN AERO 50-54 23+mph | 0:44:45 | 25.5 | 24.5 | 96% | |
| Jon Huibregtse | .31 ITT MEN AERO 50-54 23+mph | 0:47:25 | 24.0 | 23.2 | 96% | |
| Stephen Smith | .31 ITT MEN AERO 50-54 23+mph | 0:51:36 | 23.7 | 21.3 | 90% | |
| | | | | | | |



2013 Individual Time Trial Men by DIVISION

| NAME | 2013 TdG Individual TT Divisions | ELSPD TIME | EST MPH | RACE MPH | PCT MPH | Precision Timing (or not) |
|--------------------|----------------------------------|------------|---------|----------|---------|--------------------------------------------------------------------------------------------------------------|
| Stephen Schmerbeck | .32 ITT MEN AERO 45-49 U20mph | 0:53:50 | 18.5 | 20.4 | 110% |  |
| William Harrell | .32 ITT MEN AERO 45-49 U20mph | 1:01:22 | 17.8 | 17.9 | 101% |  |
| Stephen Coder | .32 ITT MEN AERO 45-49 U20mph | 1:02:19 | 18.0 | 17.6 | 98% | |
| Don Wideman Jr | .32 ITT MEN AERO 45-49 U20mph | 1:04:50 | 16.8 | 16.9 | 101% |  |
| Weston Giunta | .33 ITT MEN AERO 45-49 20-22mph | 0:48:00 | 22.5 | 22.9 | 102% | |
| Peter Morawiec | .33 ITT MEN AERO 45-49 20-22mph | 0:49:15 | 22.5 | 22.3 | 99% |  |
| Robb Nixon | .33 ITT MEN AERO 45-49 20-22mph | 0:51:25 | 20.1 | 21.4 | 106% | |
| David Felsing | .33 ITT MEN AERO 45-49 20-22mph | 0:51:56 | 21.5 | 21.1 | 98% | |
| Mike Mitcham | .33 ITT MEN AERO 45-49 20-22mph | 0:52:31 | 22.5 | 20.9 | 93% | |
| Eric Fontenot | .33 ITT MEN AERO 45-49 20-22mph | 0:52:35 | 20.8 | 20.9 | 100% |  <u>YOU ROCK ERIC!!</u> |
| Mark Barnett | .33 ITT MEN AERO 45-49 20-22mph | 0:56:07 | 21.2 | 19.6 | 92% | |
| Robert Via | .34 ITT MEN AERO 45-49 23-24mph | 0:46:51 | 24.3 | 23.4 | 96% | |





2013 Individual Time Trial Men by DIVISION

| NAME | 2013 TdG Individual TT Divisions | ELSPD TIME | EST MPH | RACE MPH | PCT MPH | Precision Timing (or not) |
|-------------------|----------------------------------|------------|---------|----------|---------|---------------------------|
| Carl Clark | .34 ITT MEN AERO 45-49 23-24mph | 0:47:59 | 24.0 | 22.9 | 95% | |
| Eric Larson | .34 ITT MEN AERO 45-49 23-24mph | 0:48:00 | 24.5 | 22.9 | 93% | |
| Dale Londos | .34 ITT MEN AERO 45-49 23-24mph | 0:48:50 | 23.3 | 22.5 | 97% | |
| Christopher Kurtz | .34 ITT MEN AERO 45-49 23-24mph | 0:51:15 | 23.5 | 21.4 | 91% | |
| | | | | | | |
| Cord Offermann | .35 ITT MEN AERO 45-49 25+mph | 0:43:47 | 27.5 | 25.1 | 91% | |
| James Newsom | .35 ITT MEN AERO 45-49 25+mph | 0:44:54 | 27.0 | 24.5 | 91% | |
| Panos Sotiriades | .35 ITT MEN AERO 45-49 25+mph | 0:46:20 | 25.7 | 23.7 | 92% | |
| | | | | | | |
| Chris Cohen | .36 ITT MEN AERO 40-44 U19mph | 0:57:45 | 18.8 | 19.0 | 101% | ★ |
| Hubertus Bouten | .36 ITT MEN AERO 40-44 U19mph | 0:57:50 | 17.6 | 19.0 | 108% | |
| Stephen Ipock | .36 ITT MEN AERO 40-44 U19mph | 1:04:56 | 17.2 | 16.9 | 98% | |
| Mario Riojas | .36 ITT MEN AERO 40-44 U19mph | 1:14:06 | 14.5 | 14.8 | 102% | |
| | | | | | | |
| Brett Hayes | .37 ITT MEN AERO 40-44 19mph | 0:54:33 | 19.5 | 20.1 | 103% | |

2013 Individual Time Trial Men by DIVISION

| NAME | 2013 TdG Individual TT Divisions | ELSPD TIME | EST MPH | RACE MPH | PCT MPH | Precision Timing (or not) |
|------------------|----------------------------------|------------|---------|----------|---------|-----------------------------------------------------------------------------------------------------------|
| Howie Hobbs | .37 ITT MEN AERO 40-44 19mph | 0:59:17 | 19.4 | 18.5 | 95% | |
| Rene Saenz | .37 ITT MEN AERO 40-44 19mph | 0:59:55 | 19.0 | 18.3 | 96% | |
| Brent Blake | .37 ITT MEN AERO 40-44 19mph | 1:03:03 | 19.5 | 17.4 | 89% | |
| Ken Ottenwalder | .38 ITT MEN AERO 40-44 20-22mph | 0:52:44 | 20.9 | 20.8 | 100% |  <u>YOU ROCK KEN!!</u> |
| Marc Gonzales | .38 ITT MEN AERO 40-44 20-22mph | 0:53:39 | 21.6 | 20.5 | 95% | |
| Adam Wilkins | .38 ITT MEN AERO 40-44 20-22mph | 0:53:48 | 21.5 | 20.4 | 95% | |
| Bryan Richardson | .38 ITT MEN AERO 40-44 20-22mph | 0:56:06 | 22.0 | 19.6 | 89% | |
| Jeff Ramert | .38 ITT MEN AERO 40-44 20-22mph | 0:57:46 | 20.1 | 19.0 | 95% | |
| Keven Roles | .38 ITT MEN AERO 40-44 20-22mph | 0:59:27 | 20.0 | 18.5 | 92% | |
| William Kuliska | .39 ITT MEN AERO 40-44 23mph | 0:45:40 | 23.9 | 24.0 | 101% |  |

2013 Individual Time Trial Men by DIVISION

| NAME | 2013 TdG Individual TT Divisions | ELSPD TIME | EST MPH | RACE MPH | PCT MPH | Precision Timing (or not) |
|------------------|----------------------------------|------------|---------|----------|---------|------------------------------------------------------------------------------------------------------|
| Todd Mitchell | .39 ITT MEN AERO 40-44 23mph | 0:47:33 | 23.2 | 23.1 | 100% |  YOU ROCK TODD!! |
| James Willis | .39 ITT MEN AERO 40-44 23mph | 0:47:51 | 23.0 | 22.9 | 100% |  YOU ROCK JAMES!! |
| Thomas Warnement | .39 ITT MEN AERO 40-44 23mph | 0:47:55 | 23.7 | 22.9 | 97% | |
| Jeff Grant | .39 ITT MEN AERO 40-44 23mph | 0:48:08 | 23.5 | 22.8 | 97% | |
| Chris Marvin | .39 ITT MEN AERO 40-44 23mph | 0:48:33 | 23.0 | 22.6 | 98% | |
| Kenneth Spence | .39 ITT MEN AERO 40-44 23mph | 0:53:17 | 23.5 | 20.6 | 88% | |
| | | | | | | |
| Mike Panozzo | .40 ITT MEN AERO 40-44 24+mph | 0:46:14 | 24.0 | 23.7 | 99% |  |
| Steve Guzman | .40 ITT MEN AERO 40-44 24+mph | 0:46:38 | 26.6 | 23.5 | 89% | |
| Will Stokes | .40 ITT MEN AERO 40-44 24+mph | 0:46:45 | 24.0 | 23.5 | 98% | |
| | | | | | | |
| Shane Whitworth | .41 ITT MEN AERO 35-39 U22mph | 0:51:29 | 21.1 | 21.3 | 101% |  |

2013 Individual Time Trial Men by DIVISION

| NAME | 2013 TdG Individual TT Divisions | ELSPD TIME | EST MPH | RACE MPH | PCT MPH | Precision Timing (or not) |
|-------------------|----------------------------------|------------|---------|----------|---------|------------------------------------------------------------------------------------------------------------|
| Todd Gerjes | .41 ITT MEN AERO 35-39 U22mph | 0:53:48 | 21.9 | 20.4 | 93% | |
| Fermin Flores | .41 ITT MEN AERO 35-39 U22mph | 0:57:59 | 18.9 | 18.9 | 100% |  YOU ROCK FERMIN!! |
| Noah Mitchell | .41 ITT MEN AERO 35-39 U22mph | 1:00:13 | 19.7 | 18.2 | 93% | |
| Homero Vazquez | .41 ITT MEN AERO 35-39 U22mph | 1:00:16 | 17.5 | 18.2 | 104% | |
| | | | | | | |
| James Erlandson | .42 ITT MEN AERO 35-39 22+mph | 0:47:06 | 23.5 | 23.3 | 99% |  |
| Andy Twellman | .42 ITT MEN AERO 35-39 22+mph | 0:47:15 | 26.0 | 23.2 | 89% | |
| Jack Ishihara | .42 ITT MEN AERO 35-39 22+mph | 0:48:37 | 22.5 | 22.6 | 100% |  <u>YOU ROCK JACK!!</u> |
| Alan Bryson | .42 ITT MEN AERO 35-39 22+mph | 0:51:50 | 24.2 | 21.2 | 88% | |
| | | | | | | |
| Luis Torres | .43 ITT MEN AERO 30-34 U20mph | 0:56:54 | 19.0 | 19.3 | 102% | |
| jose lopez | .43 ITT MEN AERO 30-34 U20mph | 1:02:35 | 18.0 | 17.5 | 97% | |
| Jonathan Richards | .43 ITT MEN AERO 30-34 U20mph | 1:06:52 | 15.8 | 16.4 | 104% | |
| Joshua Lopez | .43 ITT MEN AERO 30-34 U20mph | 1:10:55 | 15.0 | 15.5 | 103% | |
| | | | | | | |
| Gray Patisaul | .44 ITT MEN AERO 30-34 20-21mph | 0:51:50 | 20.1 | 21.2 | 105% | |

2013 Individual Time Trial Men by DIVISION

| NAME | 2013 TdG Individual TT Divisions | ELSPD TIME | EST MPH | RACE MPH | PCT MPH | Precision Timing (or not) |
|--------------------|----------------------------------|------------|---------|----------|---------|---------------------------|
| Christopher Phares | .44 ITT MEN AERO 30-34 20-21mph | 0:55:23 | 21.0 | 19.8 | 94% | |
| Jeff Bullard | .44 ITT MEN AERO 30-34 20-21mph | 1:00:51 | 20.5 | 18.0 | 88% | |
| Charles Barr | .44 ITT MEN AERO 30-34 20-21mph | 1:03:47 | 20.1 | 17.2 | 86% | |
| | | | | | | |
| Joseph Garcia | .45 ITT MEN AERO 30-34 22+mph | 0:42:26 | 28.0 | 25.9 | 92% | |
| Jared Hudson | .45 ITT MEN AERO 30-34 22+mph | 0:44:53 | 26.5 | 24.5 | 92% | |
| Shaun Moffett | .45 ITT MEN AERO 30-34 22+mph | 0:45:04 | 23.9 | 24.4 | 102% | |
| Anthony Chavez | .45 ITT MEN AERO 30-34 22+mph | 0:47:31 | 26.0 | 23.1 | 89% | |
| Jonathan Thomas | .45 ITT MEN AERO 30-34 22+mph | 0:48:24 | 24.1 | 22.7 | 94% | |
| Ray Figurella | .45 ITT MEN AERO 30-34 22+mph | 0:48:52 | 24.5 | 22.5 | 92% | |
| | | | | | | |
| Ian Ray Amuan | .46 ITT MEN AERO 25-29 | 0:45:21 | 23.7 | 24.2 | 102% | |

2013 Individual Time Trial Men by DIVISION

| NAME | 2013 TdG Individual TT Divisions | ELSPD TIME | EST MPH | RACE MPH | PCT MPH | Precision Timing (or not) |
|------------------|----------------------------------|------------|---------|----------|---------|---------------------------|
| Anthony Moyer | .46 ITT MEN AERO 25-29 | 0:45:42 | 28.7 | 24.0 | 84% | |
| Colt Trant | .46 ITT MEN AERO 25-29 | 0:46:40 | 25.1 | 23.5 | 94% | |
| Christopher Sims | .46 ITT MEN AERO 25-29 | 0:50:54 | 21.0 | 21.6 | 103% | |
| Ted O'Dowd | .46 ITT MEN AERO 25-29 | 0:52:49 | 22.4 | 20.8 | 93% | |
| Brian Van Orman | .46 ITT MEN AERO 25-29 | 0:58:12 | 19.5 | 18.9 | 97% | |
| Wes Velez | .46 ITT MEN AERO 25-29 | 1:05:38 | 16.0 | 16.7 | 105% | |
| Michael Taylor | .46 ITT MEN AERO 25-29 | 1:14:59 | 19.1 | 14.6 | 77% | |
| | | | | | | |
| Billy Flores | .47 ITT MEN AERO 20-24 | 0:45:53 | 23.1 | 23.9 | 104% | |
| Albert Lansang | .47 ITT MEN AERO 20-24 | 0:53:33 | 21.7 | 20.5 | 94% | |
| Carlos Prado | .47 ITT MEN AERO 20-24 | 1:05:37 | 20.5 | 16.7 | 82% | |
| | | | | | | |
| Carlo Villarreal | .48 ITT MEN AERO 13-19 | 0:44:02 | 26.2 | 24.9 | 95% | |

2013 Individual Time Trial Men by DIVISION

| NAME | 2013 TdG Individual TT Divisions | ELSPD TIME | EST MPH | RACE MPH | PCT MPH | Precision Timing (or not) |
|-----------------|-----------------------------------------|-------------------|----------------|-----------------|----------------|----------------------------------|
| Garrison Horton | .48 ITT MEN AERO 13-19 | 0:49:31 | 23.0 | 22.2 | 96% | |
| Dylan Gray | .48 ITT MEN AERO 13-19 | 0:53:10 | 23.0 | 20.7 | 90% | |
| | | | | | | |
| Bernard Crook | .49 ITT MEN MERCKX 75-79 | 2:02:48 | | 9.0 | | |
| | | | | | | |