





2011 Tour de Gruene Team Time Trials Divisional Placings

>10%over=1 sandbag; every addtl 5% adds sandbag; 99%-101% earn gold stars!

DIVISION	#1	#1	#2	#2	Time	RACE MPH	Est. MPH	%DIFF MPH	 
01. Tandem Men Merckx	Jaime	Arrieta	Baden	Arrieta	1:23:58	18.8	20.6	91%	
01. Tandem Men Merckx	Chad	Goldreyer	Elijah	Goldreyer	1:25:19	18.5	19.0	97%	
01. Tandem Men Merckx	Gregory	Morse	Ethan	Morse	1:42:22	15.4	19.0	81%	
03. Tandem CoEd Merckx 90+	Lisa	Nye-Salladin	Adam	Salladin	1:10:54	22.3	23.6	94%	
03. Tandem CoEd Merckx 90+	Betty	Blanton	Stan	Blanton	1:12:46	21.7	20.5	106%	
02. Tandem CoEd Merckx u90	Joel	Artzt	Katherine	Artzt	1:16:27	20.6	22.5	92%	
03. Tandem CoEd Merckx 90+	Robert	Stelzer	Arlene	Stelzer	1:28:36	17.8	17.5	102%	
04. Tandem CoEd Aero	Edward	Tasch	Anne	Crawford	1:11:39	22.0	21.4	103%	
04. Tandem CoEd Aero	Chad	Christian	Jennifer	Christian	1:19:45	19.8	17.5	113%	
04. Tandem CoEd Aero	Nathan	Frazier	Angela	Frazier	1:23:02	19.0	23.0	83%	
06. TTT Coed Merckx u85 Blitz 19+mph	Jeff	Grant	Kelly	Grant	1:16:11	20.7	22.0	94%	
06. TTT Coed Merckx u85 Blitz 19+mph	Robert	Howell	Teri	Howell	1:19:16	19.9	19.0	105%	
05. TTT Coed Merckx u85 Schnell u19mph	James	Hightower	Cameron	Smith	1:23:14	19.0	17.5	108%	
06. TTT Coed Merckx u85 Blitz 19+mph	Patricia	Nipps	Richard	Nipps	1:24:28	18.7	19.0	98%	
05. TTT Coed Merckx u85 Schnell u19mph	Peter	Morawiec	Melanie	Abando	1:53:32	13.9	16.0	87%	

2011 Tour de Gruene Team Time Trials Divisional Placings

>10%over=1 sandbag; every addtl 5% adds sandbag; 99%-101% earn gold stars!

DIVISION	#1	#1	#2	#2	Time	RACE MPH	Est. MPH	%DIFF MPH	
08. TTT Coed Merckx 85-99 Blitz 20+mph	Tim	Callahan	Kelley	Martin	1:14:11	21.3	20.5	104%	
08. TTT Coed Merckx 85-99 Blitz 20+mph	Allison	Stocker	Blair	Jones	1:18:19	20.1	20.1	100%	
08. TTT Coed Merckx 85-99 Blitz 20+mph	Doug	Baysinger	Joyce	Baysinger	1:21:11	19.4	20.0	97%	
08. TTT Coed Merckx 85-99 Blitz 20+mph	Chris	Lockwood	Brooke	Williamson	1:21:22	19.4	22.0	88%	
07. TTT Coed Merckx 85-99 Schnell u20mph	Philip	Williams	Cynthia	Stobaugh	1:23:16	19.0	19.9	95%	
07. TTT Coed Merckx 85-99 Schnell u20mph	Jim	Parker	Tammy	Parker	1:31:54	17.2	16.5	104%	
07. TTT Coed Merckx 85-99 Schnell u20mph	Leroy	Leflore	Anna	Leflore	1:36:32	16.3	16.0	102%	
07. TTT Coed Merckx 85-99 Schnell u20mph	Larinda	Rios	Tomas	Aguilar	2:22:24	11.1	12.0	92%	
09. TTT Coed Merckx 100+	Hans	Schneider	Helen	Schneider	1:21:36	19.3	19.0	102%	
09. TTT Coed Merckx 100+	Edgar	Ablan	Christine	Richnow	1:22:13	19.2	18.0	107%	
09. TTT Coed Merckx 100+	Ann	Love	Edward	Phillips	1:23:20	18.9	20.5	92%	
09. TTT Coed Merckx 100+	Ted	Eicks	Stacey	Eicks	1:29:11	17.7	18.8	94%	
09. TTT Coed Merckx 100+	Gary	Gray	Donna	Richmond	1:34:44	16.7	17.1	97%	
10. TTT COED Aero u85 Schnell u22mph	Jayson	Mosier	Linda	Miller	1:17:26	20.4	21.0	97%	
10. TTT COED Aero u85 Schnell u22mph	Brian	Mobley	Rosalina	Barragan	1:21:13	19.4	20.0	97%	
10. TTT COED Aero u85 Schnell u22mph	Michael	Mottola	Lauren	Galbreath	1:21:20	19.4	21.5	90%	
10. TTT COED Aero u85 Schnell u22mph	Dena	Curry	Blake	Manwaring	1:34:58	16.6	19.7	84%	



2011 Tour de Gruene Team Time Trials Divisional Placings

>10%over=1 sandbag; every addtl 5% adds sandbag; 99%-101% earn gold stars!

DIVISION	#1	#1	#2	#2	Time	RACE MPH	Est. MPH	%DIFF MPH	
11. TTT COED Aero u85 Blitz 22+mph	Marla	Wilén	Mike	Minardi	1:08:21	23.1	23.8	97%	
11. TTT COED Aero u85 Blitz 22+mph	Bridget	Alford	Steven	Emerson	1:14:16	21.2	22.3	95%	
11. TTT COED Aero u85 Blitz 22+mph	Matthew	Mapes	Jennifer	Mapes	1:14:42	21.1	22.0	96%	
11. TTT COED Aero u85 Blitz 22+mph	Pablo	Morales	Alissa	Pearce	1:15:15	21.0	22.0	95%	
12. TTT COED Aero 85-94 Schnell u21mph	Allison	Floyd	Rick	Fofi	1:19:28	19.9	19.0	105%	
12. TTT COED Aero 85-94 Schnell u21mph	Cindy	Schlandt	John	Gravell	1:22:15	19.2	20.0	96%	
12. TTT COED Aero 85-94 Schnell u21mph	Amy	Dal Bello	Jack	Taguiam	1:20:43	19.5	20.1	97%	
12. TTT COED Aero 85-94 Schnell u21mph	Julie	Parks	Bill	Bellville	1:32:55	17.0	17.5	97%	
13. TTT COED Aero 85-94 Schnell 21+mph	Missy	Ruthven	Don	Ruthven	1:07:08	23.5	24.1	98%	
13. TTT COED Aero 85-94 Schnell 21+mph	Stuart	Page	Stephanie	Page	1:08:33	23.0	23.0	100%	
13. TTT COED Aero 85-94 Schnell 21+mph	Christopher	Shaw	Lisa	Shaw	1:12:19	21.8	22.0	99%	
13. TTT COED Aero 85-94 Schnell 21+mph	Scott	Herald	Joy	Brott	1:12:58	21.6	21.0	103%	

2011 Tour de Gruene Team Time Trials Divisional Placings

>10%over=1 sandbag; every addtl 5% adds sandbag; 99%-101% earn gold stars!

DIVISION	#1	#1	#2	#2	Time	RACE MPH	Est. MPH	%DIFF MPH	
41. TTT MEN Aero 95-99 Blitz 24+mph	David	Guillory	Bill	Cocanour	1:07:26	23.4	24.5	96%	
41. TTT MEN Aero 95-99 Blitz 24+mph	Eric	Landry	Weston	Giunta	1:08:14	23.1	24.4	95%	
41. TTT MEN Aero 95-99 Blitz 24+mph	Kevin	Barton	Michael	Hall	1:08:32	23.0	25.2	91%	
42. TTT MEN Aero 100-104 Blitz u24mph	Philip	Johnson	Orlando	Gonzales	1:06:55	23.6	23.9	99%	
42. TTT MEN Aero 100-104 Blitz u24mph	Jerry	Hanke	Peter	McGregor	1:11:25	22.1	22.6	98%	
42. TTT MEN Aero 100-104 Blitz u24mph	Michael	Petterson	Lynn	Wyatt	1:14:15	21.3	22.0	97%	
42. TTT MEN Aero 100-104 Blitz u24mph	Steve	Grendel	Ben	Groenewald	1:15:33	20.9	22.0	95%	
42. TTT MEN Aero 100-104 Blitz u24mph	Javier	Lucio	Martin	Dahl	1:18:18	20.2	21.9	92%	
42. TTT MEN Aero 100-104 Blitz u24mph	Rick	Moon	Mike	Baron	1:25:10	18.5	20.0	93%	
43. TTT MEN Aero 100-104 Uber 24+mph	Ricardo	Rodriguez	Dirk	Martin	1:05:50	24.0	25.4	94%	
43. TTT MEN Aero 100-104 Uber 24+mph	Jon	Huibregtse	Dave	Hoffman	1:06:45	23.6	24.5	96%	
43. TTT MEN Aero 100-104 Uber 24+mph	Deano	Sakos	Greg	Keshishian	1:09:10	22.8	24.0	95%	
43. TTT MEN Aero 100-104 Uber 24+mph	Geoff	Maguire	Kevin	Stepan	1:10:05	22.5	24.0	94%	
43. TTT MEN Aero 100-104 Uber 24+mph	Branden	Bickley	James	Alsup	1:12:12	21.9	25.0	87%	
43. TTT MEN Aero 100-104 Uber 24+mph	David	Lawrence	Eric	Newman	1:12:25	21.8	24.4	89%	
43. TTT MEN Aero 100-104 Uber 24+mph	Frank	Bohlmann	Eric	Olson	1:15:07	21.0	25.0	84%	
									